

SEGWAY AT5



KING OF THE LIGHTWEIGHT ATV CLASS


39HP

DYNAMIC POWER

DOHC Single Cylinder, 4-Stroke
CVTech transmission.

4.6s 0-60km/h Acceleration

39° Climbing Angle



LCD DISPLAY

Monitor the significant indicators of vehicle at any time through the display

QUADBAR OPERATOR PROTECTION DEVICE (AUS)

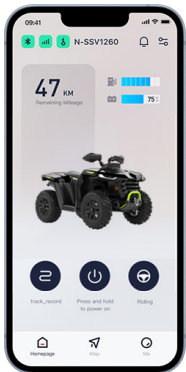


81NM EPS

Maximum 81N-m effortless steering on any terrain with 3 Adjustable Modes: Comfort, Standard and Sports.

400,000 +LM LED HEADLIGHTS

60% brighter than normal LED lights




SMART MOVING APP

With T-Box Smart Feature you can access Driving settings, Wireless Team up, Track real time data, Incident SOS, Airlock remote unlock.



2500lb Winch

Chose the optional Electric winch to pull up to 2500lb pounds and easily help you out of any trouble.



FRONT & REAR DIFFERENTIAL LOCK

User Selectable rear differential lock to maximize available traction to four wheels.

* Specifications will vary from model to model & are subject to change. Please check our specs & features guide and confirm your final specification at point of purchase.

AT5 S



AT5 L



COLOURS & FEATURES



RUGGED



EPS



QUAD PRO

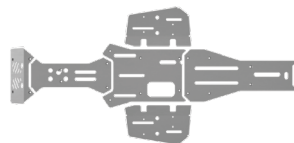
| | | | |
|---------------------------------|--------------------------------------|--------------------------------------|--------------------------------------|
| RIMS | 12" STEEL | 12" STEEL | 12" ALLOY |
| TYRES | 6 PLY 24" | 6 PLY 24"/ 25" Quad Pro only | 6 PLY 25" |
| SHOCKS | Oil Shock adjustable spring pre-load | Oil Shock adjustable spring pre-load | Oil Shock adjustable spring pre-load |
| HYDRAULIC DISC BRAKES | 3-Wheel | 4-Wheel | 4-Wheel |
| FRONT AXLE | Differential/ Diff lock | Differential/ Diff lock | Differential/ Diff lock |
| REAR AXLE | Fixed | Fixed | Differential/ Diff lock |
| HITCH & MOUNTING BALL | ✓ | ✓ | ✓ |
| SWITCHABLE FRONT DIFF-LOCK | ✓ | ✓ | ✓ |
| FRONT BUMPER | ✓ | ✓ | ✓ |
| FRONT & REAR STEEL RACK | ✓ | ✓ | ✓ |
| LED LIGHTS + INDICATORS | ✓ | ✓ | ✓ |
| LCD DISPLAY | ✓ | ✓ | ✓ |
| SMART EPS | ✗ | ✓ | ✓ |
| 2500lb WINCH | ✗ | ✓ | ✓ |
| HANDLEBAR GUARD | ✗ | ✓ | ✓ |
| FRONT & REAR PLASTIC RACK COVER | ✗ | ✓ | ✓ |
| T-BOX SMART FEATURE | ✗ | ✗ | ✓ |

SPECIFICATIONS

AT5 S

AT5 L

| | | |
|--|---|---|
| DISPLACEMENT | 499cc, 4-Stroke Single-Cylinder, DOHC Engine | 499cc, 4-Stroke Single-Cylinder, DOHC Engine |
| HORSEPOWER | 39 hp | 39 hp |
| TORQUE | 44Nm | 44Nm |
| DRIVE SYSTEM | 2WD/4WD/4WD lock | 2WD/4WD/4WD lock |
| FUEL SUPPLY | Bosch EFI | Bosch EFI |
| TRANSMISSION | CVTech | CVTech |
| ELECTRONIC POWER STEERING SMART (EPS) | Three Modes: Comfort / Standard / Sport * EPS & Quad Pro only | Three Modes: Comfort / Standard / Sport * EPS & Quad Pro only |
| FRAME | High-strength chromium-molybdenum steel frame | High-strength chromium-molybdenum steel frame |
| REAR SUSPENSION & TRAVEL | Dual A-Arm; Rear Travel: 7.9" | Dual A-Arm; Rear Travel: 7.9" |
| FRONT SUSPENSION & TRAVEL | Dual A-Arm; Front Travel:7.1" | Dual A-Arm; Front Travel:7.1" |
| SHOCK | Oil Shock with adjustable spring pre-load | Oil Shock with adjustable spring pre-load |
| TYRES | Front 24x8-12 Rear 24x10-12/ 25" Quad Pro only | Front 25x8-12 Rear 25x10-12 |
| WHEELS | Steel(12 inch) Rugged, EPS / Alloy(12 inch) Quad Pro | Steel(12 inch) Rugged, EPS / Alloy(12 inch) Quad Pro |
| BRAKES | Hydraulic Disc | Hydraulic Disc |
| TOWING CAPABILITY | 612kg (1350 lb) | 612kg (1350 lb) |
| PAYLOAD CAPACITY | 185kg (407 lb) | 270kg (595 lb) |
| SEATING CAPACITY | 1 | 2 |
| FUEL CAPACITY | 19L (5.0 gal) | 19L (5.0 gal) |
| DRY WEIGHT | 355kg (783 lb) | 370kg (815 lb) |
| HEADLIGHT, TAILLIGHT, INDICATORS | LED | LED |
| WHEELBASE | 130cm (51.2") | 145cm (57.1") |
| GROUND CLEARANCE | 25cm (10") | 25cm (10") |
| VEHICLE SIZE | 216 x 118.0 x 123 cm (85.0 x 46.5 x 48.4") | 230 x 118.0 x 135 cm (90.5x 46.5 x 53.0") |



SEGWAY

www.segwaypowersports.com.au

www.segwaypowersports.nz



Talk to your Segway dealer about the range of genuine accessories